


Brion

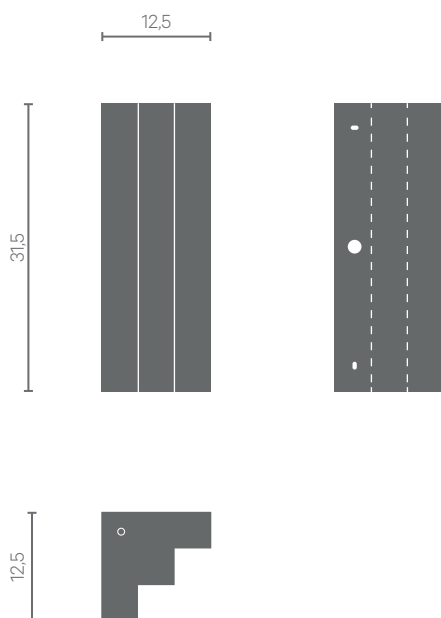
Design
Axelle Vertommen



Fiche Technique
Technical sheet

Applique d'angle | *Corner wall lamp*

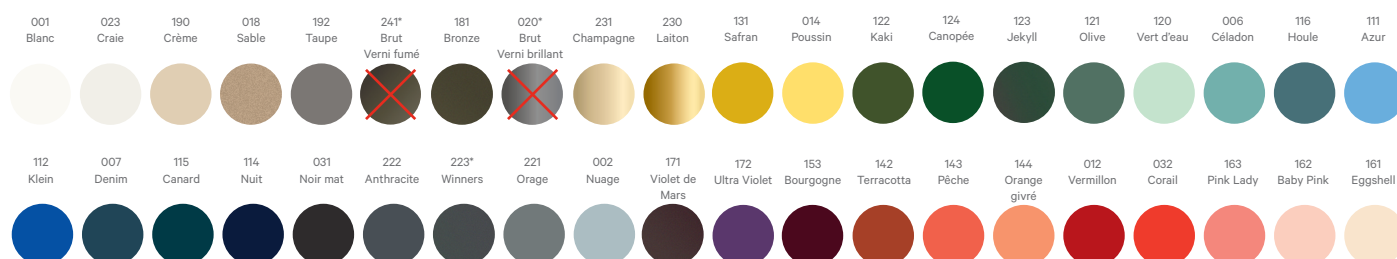


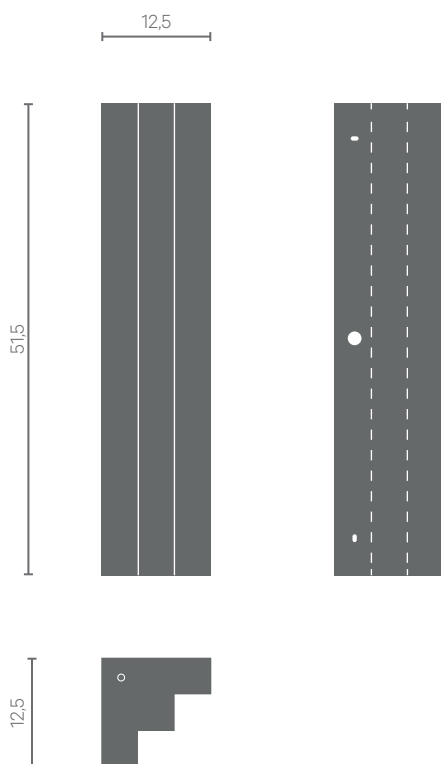


Applique d'angle S Corner wall lamp S

- Ⓜé Acier | Steel
- 🏠 Usage intérieur | Indoor use
- Ⓚg 2,4 Kg
- 🔨 Peinture poudre époxy
Epoxy powder coating
- + Choix de 2 couleurs (1 couleur / élément)
Choice of 2 colors (1 colour per element)
- V 220 - 240 V
- W 40 Watts max.
- 💡 Tube Led S14d - 275 lm - 3,2 W - 2700 K
Led tube S14d - 275 lm - 3,2 W - 2700 K
- 🔌 Branchement sur sortie murale
Connection to wall output
- ✖ Livré monté | Already assembled
- 🇫🇷 Fabriqué en France
Made in France

Coloris disponibles | Available colors

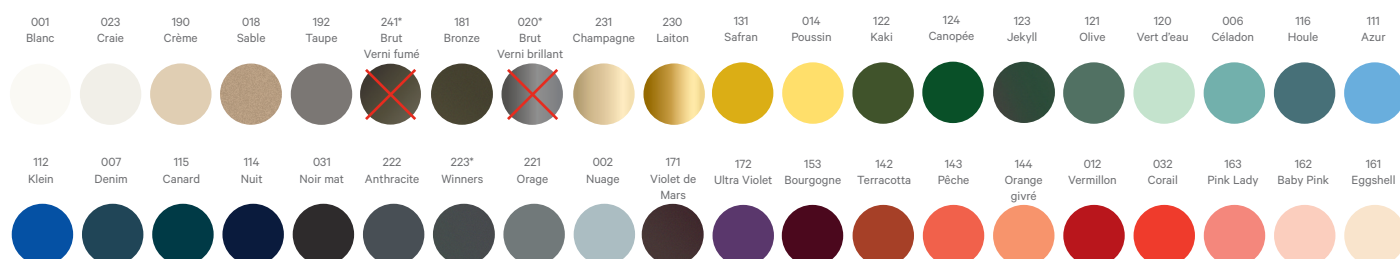


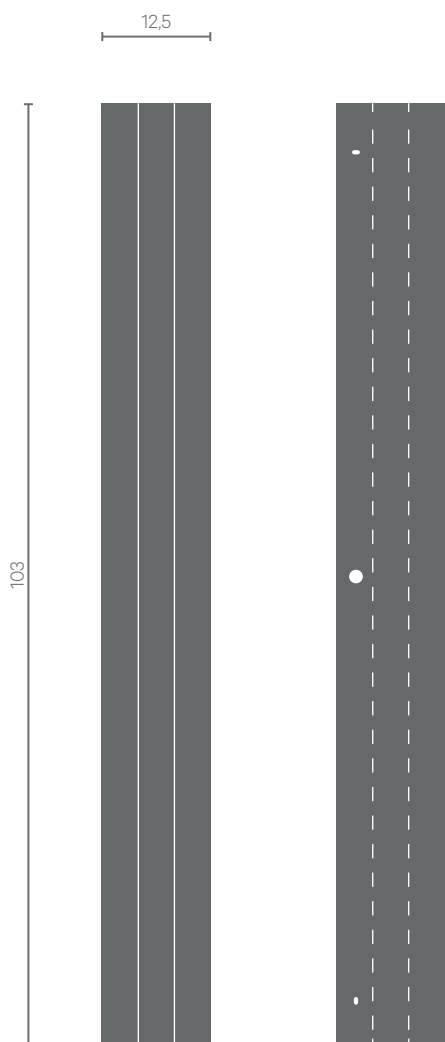


Applique d'angle M Corner wall lamp M

- Ⓜé Acier | Steel
- 🏠 Usage intérieur | *Indoor use*
- Ⓚg 3,5 Kg
- 🔨 Peinture poudre époxy
Epoxy powder coating
- + Choix de 2 couleurs (1 couleur / élément)
Choice of 2 colors (1 colour per element)
- V 220 - 240 V
- W 40 Watts max.
- 💡 Tube Led S14d - 470 lm - 4,9 W - 2700 K
Led tube S14d - 470 lm - 4,9 W - 2700 K
- 🔌 Branchement sur sortie murale
Connection to wall output
- ⊗ Livré monté | *Already assembled*
- 🇫🇷 Fabriqué en France
Made in France

Coloris disponibles | Available colors





Applique d'angle L Corner wall lamp L

- Ⓜé Acier | Steel
- 🏠 Usage intérieur | Indoor use
- Ⓚg 6,7 Kg
- 🔨 Peinture poudre époxy
Epoxy powder coating
- + Choix de 2 couleurs (1 couleur / élément)
Choice of 2 colors (1 colour per element)
- V 220 - 240 V
- W 40 Watts max.
- 💡 Tube Led S14s - 1055 lm - 9,9 W - 2700 K
Led tube S14s - 1055 lm - 9,9 W - 2700 K
- 🔌 Branchement sur sortie murale
Connection to wall output
- ✕ Livré monté | Already assembled
- 🇫🇷 Fabriqué en France
Made in France



Coloris disponibles | Available colors

